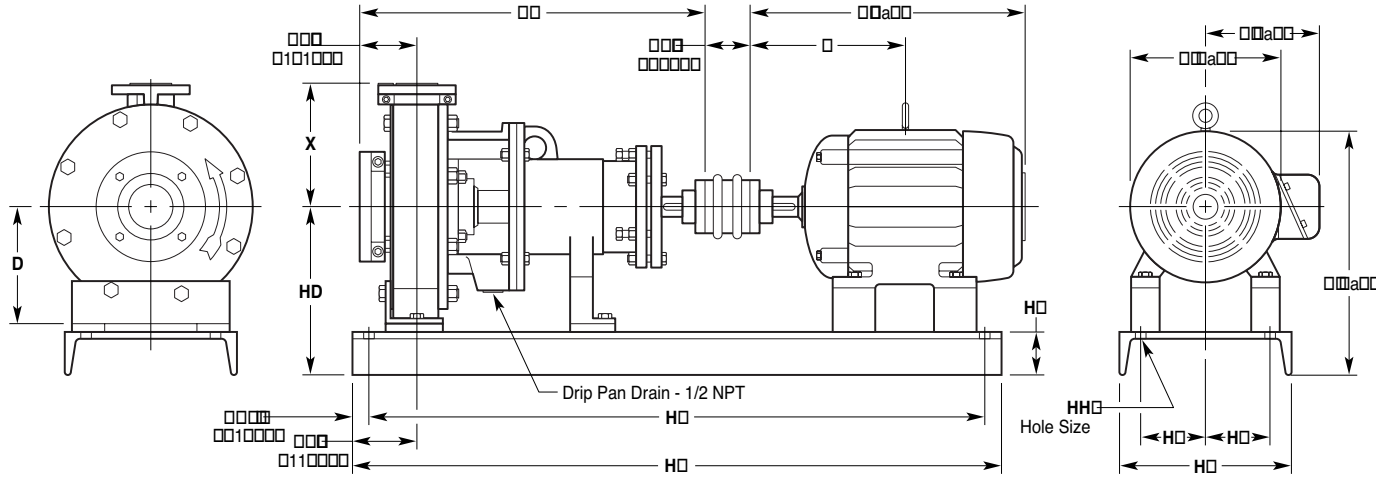


## Pump & Motor Assembly Dimensions

**Group 1 Models: PST-AA, PST-AB**

(inches)



Pump Designation	Pump Size	Discharge Flange*		Suction Flange*		D	X	CP
		Size	Drilling	Size	Drilling			
PST-AA	1-1/2 x 1 x 6	1	4 holes: 1/2-13 UNC on 3-1/8" B.C.	1-1/2	4 holes: 1/2-13 UNC on 3-7/8" B.C.	5-1/4	6-1/2	17-1/2
PST-AB	3 x 1-1/2 x 6	1-1/2	4 holes: 1/2-13 UNC on 3-7/8" B.C.	3	4 holes: 5/8-13 UNC on 6" B.C.	5-1/4	6-1/2	17-1/2

Motor Frame	Base Number	Dimensions (inches)											
		HA	HB	HD	HE	HF	HG	HH	J	K	L	M	N
143T	1T	10	35	8-1/4	4	32-1/2	2-7/8	3/4	12-1/16	6-1/2	7-15/16	7-3/4	12-1/8
145T	1T	10	35	8-1/4	4	32-1/2	2-7/8	3/4	13-1/16	7	7-15/16	7-3/4	12-1/8
182T	1T	10	35	8-1/4	4	32-1/2	2-7/8	3/4	14-9/16	7-3/4	7-1/4	9-3/8	12-15/16
184T	2T	12	39	8-1/2	4-1/2	36-1/2	3-1/8	3/4	15-9/16	8-1/4	7-1/4	9-3/8	13-3/16
213T	2T	12	39	8-1/2	4-1/2	36-1/2	3-1/8	3/4	17-15/16	9-3/8	9-1/8	11-1/8	14-15/16
215T	2T	12	39	8-1/2	4-1/2	36-1/2	3-1/8	3/4	19-7/16	10-3/8	9-1/8	11-1/8	14-15/16

\*Flange drilling is standard 125 lb. cast iron. All flanges are tapped for studs.

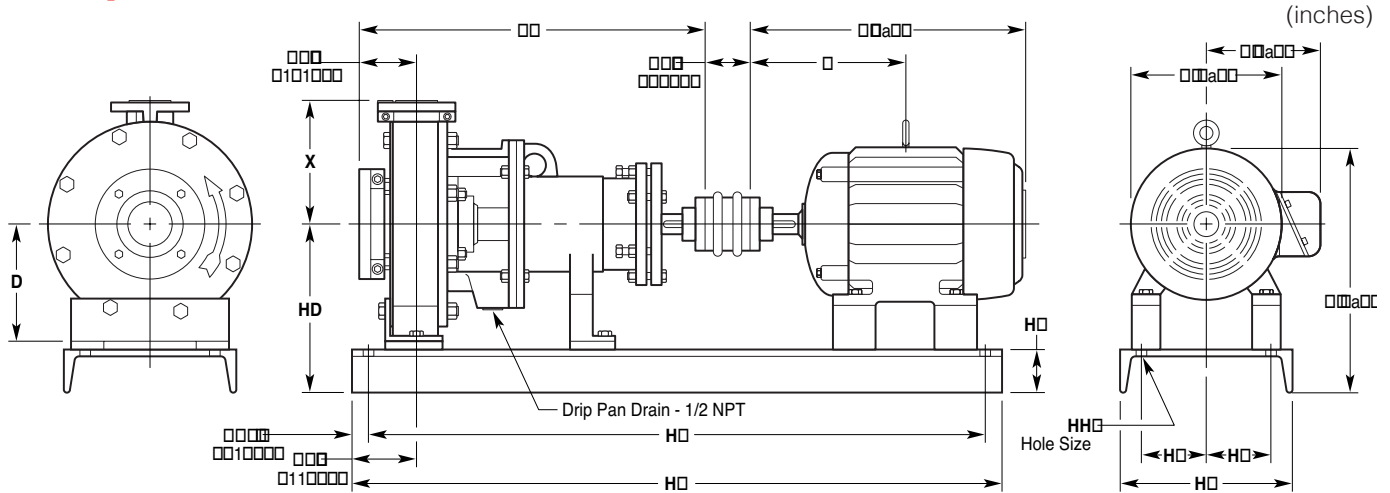


1204 Chestnut Avenue  
 Minneapolis, MN 55403 USA  
 Phone: 612-332-5681  
 Email: sales@wannereng.com  
 www.StanCorPump.com

## Pump & Motor Assembly Dimensions

**Group 2 Models: PST-A50M, PST-A60M, PST-A70M**

**Group 3 Models: PST-A50L, PST-A60L, PST-A70L**



Pump Designation	Pump Size	Discharge Flange*		Suction Flange*		D	X	CP
		Size	Drilling	Size	Drilling			
PST-A50	3 x 1-1/2 x 9	1-1/2	4 holes: 1/2-13 UNC on 3-7/8" B.C.	3	4 holes: 5/8-11 UNC on 6" B.C.	8-1/4	8-1/2	23-1/2
PST-A60	3 x 2 x 9	2	4 holes: 5/8-11 UNC on 4-3/4" B.C.	3	4 holes: 5/8-11 UNC on 6" B.C.	8-1/4	9-1/2	23-1/2
PST-A70	4 x 3 x 9	3	4 holes: 5/8-11 UNC on 6" B.C.	4	8 holes: 5/8-11 UNC on 7-1/2" B.C.	8-1/4	11	23-1/2

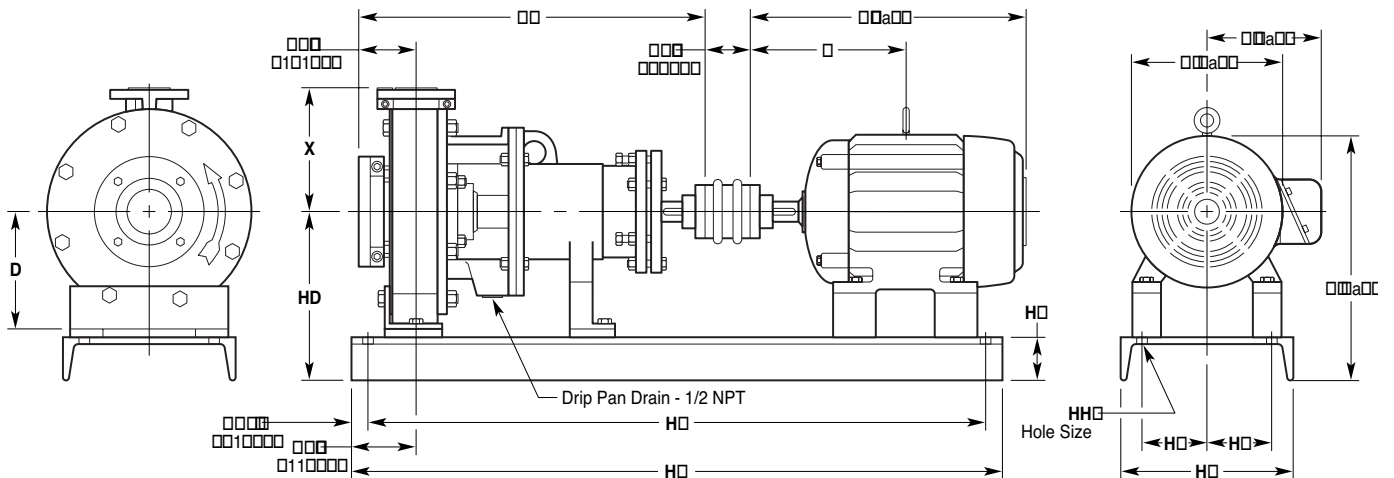
Motor Frame	Base Number	Dimensions (inches)											
		HA	HB	HD	HE	HF	HG	HH	J	K	L	M	N
143T	1	12	45	12	4-1/2	42-1/2	3-1/8	3/4	12-1/16	6-1/2	7-15/16	7-3/4	15-7/8
145T	1	12	45	12	4-1/2	42-1/2	3-1/8	3/4	13-1/16	7	7-15/16	7-3/4	15-7/8
182T	1	12	45	12	4-1/2	42-1/2	3-1/8	3/4	14-9/16	7-3/4	7-1/4	9-3/8	16-11/16
184T	1	12	45	12	4-1/2	42-1/2	3-1/8	3/4	15-9/16	8-1/4	7-1/4	9-3/8	16-11/16
213T	1	12	45	12	4-1/2	42-1/2	3-1/8	3/4	17-15/16	9-5/8	9-1/8	11-1/8	18-7/16
215T	1	12	45	12	4-1/2	42-1/2	3-1/8	3/4	19-7/16	10-3/8	9-1/8	11-1/8	18-7/16
254T	2	15	52	12-3/8	6	49-1/2	3-1/2	3/4	22-13/16	12-3/8	10-3/8	13	18-1/2
256T	2	15	52	12-3/8	6	49-1/2	3-1/2	3/4	24-1/2	13-1/4	10-3/8	13	18-1/2
284T	2	15	52	12-3/8	6	49-1/2	3-1/2	3/4	26-5/8	14-1/8	12-5/16	14-1/2	19-13/16
284TS	2	15	52	12-3/8	6	49-1/2	3-1/2	3/4	25-1/4	12-3/4	12-5/16	14-1/2	19-13/16
286T	3	18	58	13	7-1/2	55-1/2	4-1/4	1	28-1/8	14-7/8	12-5/16	14-1/2	20-7/16
286TS	3	18	58	13	7-1/2	55-1/2	4-1/4	1	26-3/4	13-1/2	12-5/16	14-1/2	20-7/16
324T	3	18	58	13	7-1/2	55-1/2	4-1/4	1	29-5/8	15-3/4	14-7/16	16-7/8	21-13/16
324TS	3	18	58	13	7-1/2	55-1/2	4-1/4	1	28-1/8	14-1/4	14-7/16	16-7/8	21-13/16
326T	3	18	58	13	7-1/2	55-1/2	4-1/4	1	31-1/8	16-1/2	14-7/16	16-7/8	21-13/16
326TS	3	18	58	13	7-1/2	55-1/2	4-1/4	1	29-5/8	15	14-7/16	16-7/8	21-13/16
364T	3	18	58	14	7-1/2	55-1/2	4-1/4	1	33-7/16	17-3/8	16-1/2	19	23-1/2
364TS	3	18	58	14	7-1/2	55-1/2	4-1/4	1	31-5/16	15-1/4	16-1/2	19	23-1/2
365T	3	18	58	14	7-1/2	55-1/2	4-1/4	1	33-7/8	17-7/8	16-1/2	19	23-1/2
365TS	3	18	58	14	7-1/2	55-1/2	4-1/4	1	31-3/4	15-3/4	16-1/2	19	23-1/2
404T	4	18	60	15	7-1/2	57-1/2	4-1/4	1	36-7/8	20	17-7/8	22-1/4	24-7/16
404TS	4	18	60	15	7-1/2	57-1/2	4-1/4	1	33-7/8	17	17-7/8	22-1/4	24-7/16
405T	4	18	60	15	7-1/2	57-1/2	4-1/4	1	38-3/8	20-3/4	17-7/8	22-1/4	24-7/16
405TS	4	18	60	15	7-1/2	57-1/2	4-1/4	1	35-3/8	17-3/4	17-11/16	22-1/4	24-7/16

\*Flange drilling is standard 125 lb. cast iron. All flanges are tapped for studs.

## Pump & Motor Assembly Dimensions

### Group 2 Models: PST-A30, PST-A40

(inches)



Pump Designation	Pump Size	Discharge Flange*		Suction Flange*		D	X	CP
		Size	Drilling	Size	Drilling			
PST-A30	3 x 2 x 12	2	4 holes: 1/2-13 UNC on 4-3/4" B.C.	3	4 holes: 5/8-11 UNC on 6" B.C.	10	11-1/2	23-1/2
PST-A40	4 x 3 x 12	3	4 holes: 5/8-11 UNC on 6" B.C.	4	8 holes: 5/8-11 UNC on 7-1/2" B.C.	10	12-1/2	23-1/2

Motor Frame	Base Number	Dimensions (inches)												
		HA	HB	HD	HE	HF	HG	HH	J	K	L	M	N	
143T	1	12	45	13-3/4	4-1/2	42-1/2	3-1/8	3/4	12-1/16	6-1/2	7-15/16	7-3/4	17-5/8	
145T	1	12	45	13-3/4	4-1/2	42-1/2	3-1/8	3/4	13-1/16	7	7-15/16	7-3/4	17-5/8	
182T	1	12	45	13-3/4	4-1/2	42-1/2	3-1/8	3/4	14-9/16	7-3/4	7-1/4	9-3/8	18-7/16	
184T	1	12	45	13-3/4	4-1/2	42-1/2	3-1/8	3/4	15-9/16	8-1/4	7-1/4	9-3/8	18-7/16	
213T	1	12	45	13-3/4	4-1/2	42-1/2	3-1/8	3/4	17-15/16	9-5/8	9-1/8	11-1/8	20-3/16	
215T	1	12	45	13-3/4	4-1/2	42-1/2	3-1/8	3/4	19-7/16	10-3/8	9-1/8	11-1/8	20-3/16	
254T	2	15	52	14-1/8	6	49-1/2	3-1/2	3/4	22-13/16	12-3/8	10-3/8	13	20-1/4	
256T	2	15	52	14-1/8	6	49-1/2	3-1/2	3/4	24-1/2	13-1/4	10-3/8	13	20-1/4	
284T	2	15	52	14-1/8	6	49-1/2	3-1/2	3/4	26-5/8	14-1/8	12-5/16	14-1/2	21-9/16	
284TS	2	15	52	14-1/8	6	49-1/2	3-1/2	3/4	25-1/4	12-3/4	12-5/16	14-1/2	21-9/16	
286T	3	18	58	14-3/4	7-1/2	55-1/2	4-1/4	1	28-1/8	14-7/8	12-5/16	14-1/2	22-3/16	
286TS	3	18	58	14-3/4	7-1/2	55-1/2	4-1/4	1	26-3/4	13-1/2	12-5/16	14-1/2	22-3/16	
324T	3	18	58	14-3/4	7-1/2	55-1/2	4-1/4	1	29-5/8	15-3/4	14-7/16	16-7/8	23-9/16	
324TS	3	18	58	14-3/4	7-1/2	55-1/2	4-1/4	1	28-1/8	14-1/4	14-7/16	16-7/8	23-9/16	
326T	3	18	58	14-3/4	7-1/2	55-1/2	4-1/4	1	31-1/8	16-1/2	14-7/16	16-7/8	23-9/16	
326TS	3	18	58	14-3/4	7-1/2	55-1/2	4-1/4	1	29-5/8	15	14-7/16	16-7/8	23-9/16	
364T	3	18	58	14-3/4	7-1/2	55-1/2	4-1/4	1	33-7/16	17-3/8	16-1/2	19	24-1/4	
364TS	3	18	58	14-3/4	7-1/2	55-1/2	4-1/4	1	31-5/16	15-1/4	16-1/2	19	24-1/4	
365T	3	18	58	14-3/4	7-1/2	55-1/2	4-1/4	1	33-7/8	17-7/8	16-1/2	19	24-1/4	
365TS	3	18	58	14-3/4	7-1/2	57-1/2	4-1/4	1	31-3/4	15-3/4	16-1/2	19	24-1/4	

\*Flange drilling is standard 125 lb. cast iron. All flanges are tapped for studs.